

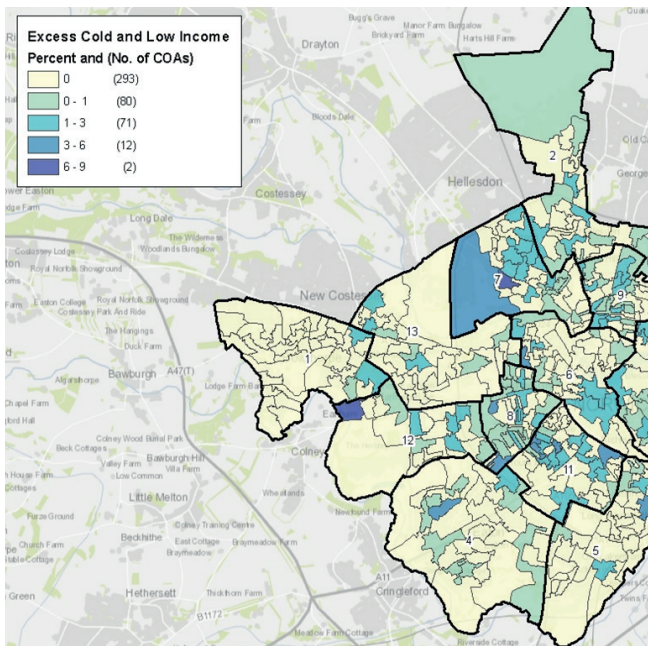
# Housing and Health

Helping you deliver warmer, healthier homes

## Housing stock modelling

Provides estimates for key housing and energy variables including:

- Category 1 HHSRS hazards for excess cold and falls
- Fuel poverty
- Disrepair
- Low income households

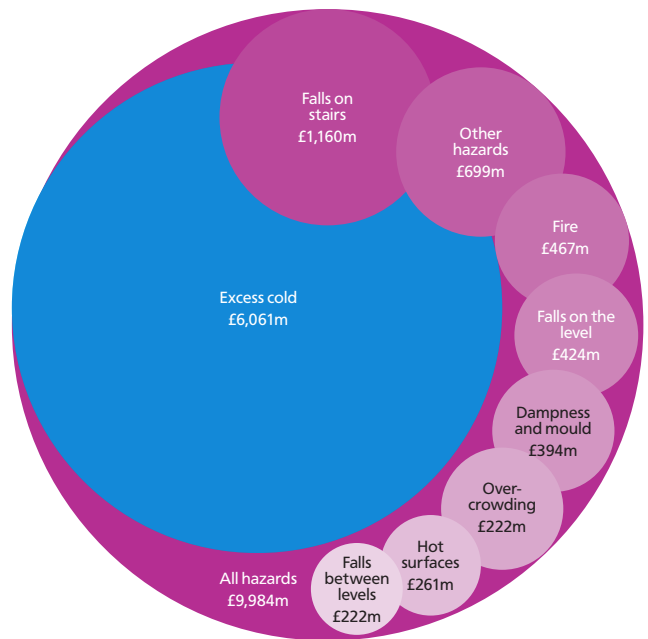


Excess Cold and Low Income Model

## Health impact assessment

Uses the BRE Trust publication "The Real Cost of Poor Housing" to:

- Quantify costs to the NHS of category1 HHSRS hazards
- Quantify the health benefits of housing improvements
- Make a powerful case for investment in housing



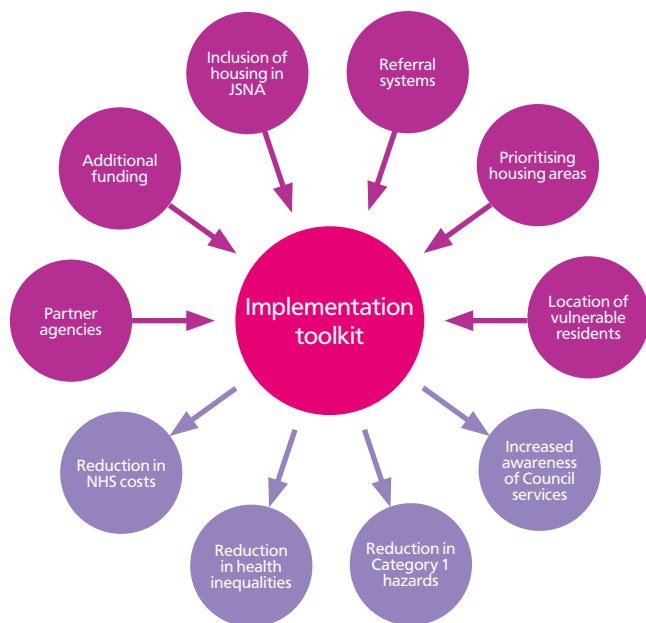
Relative cost implications of excess cold and other housing issues

**"Professional and informative service from tender to project delivery"**

Emma Smith, Norwich CC

## Housing Advisory Service

- Designing a service targeting the improvement of poor housing
- Building relationships with key partners in health and the community
- Developing local referral systems
- Identification of new funding streams
- Assistance to reduce local health inequalities



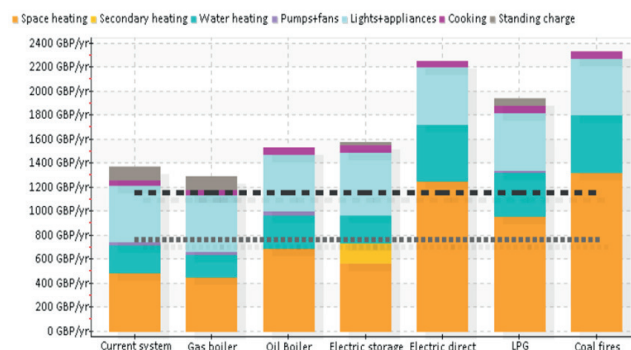
Typical factors and outputs of the Housing Advisory Service

**BRE Group**  
Watford, UK  
WD25 9XX

T +44 (0) 333 321 88 11  
E [enquiries@bre.co.uk](mailto:enquiries@bre.co.uk)  
W [www.bre.co.uk/fire](http://www.bre.co.uk/fire)

## Excess Cold Calculator

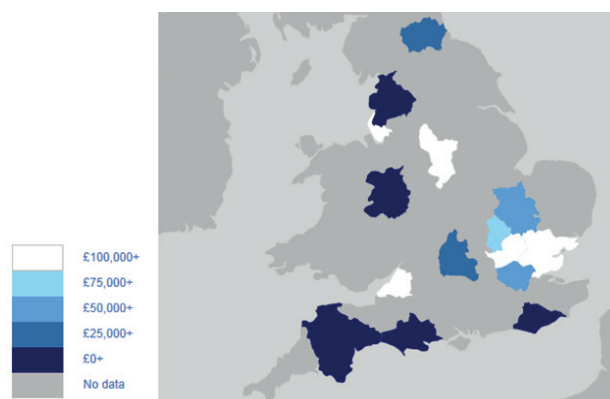
Assisting the assessment of the excess cold hazard in dwellings.



[www.excesscold.com](http://www.excesscold.com)

## Housing health cost calculator

Calculating the health costs of hazards in homes.



[www.housinghealthcosts.org](http://www.housinghealthcosts.org)

## Enquiries

**Rob Flynn**  
Director, Housing and Health  
[flynnr@bre.co.uk](mailto:flynnr@bre.co.uk) +44 (0) 1923 664139

**Ian Watson**  
Principal Consultant  
[watsoni@bre.co.uk](mailto:watsoni@bre.co.uk) +44 (0) 1923 664539

**Chris Johnes**  
Principal Consultant  
[johnesc@bre.co.uk](mailto:johnesc@bre.co.uk) +44 (0) 1923 664186